



Window Treatment Guide

**Medline Has You Covered for
All Your Window Covering
Needs!**

Custom Hard Window Coverings



Roller Shade

- Most popular hard window treatment
- Allows for easy cleaning, due to vertical surface
- Can choose from a variety of fabrics that allow for 0-10% openness
 - The smaller the percentage, the tighter the weave.
 - The tighter the weave, the more privacy the shade provides
 - For patient rooms, it is recommended to use a shade with no more than a 1% openness factor to allow for adequate privacy
- Can be pulled up or down to cover window
- Can be manufactured with or without fascia.
 - Fascia is a decorative box that cover the main roller of the shade.

Faux Wood Blind

- Very common hard window treatment
- Available in White and Wood tones
- Manufactured with matching valance as standard
- Allows for various light control
 - Blind slats can be tilted to allow light in without raising the blind
 - Blind can also be pulled up and down



Custom Hard Window Coverings



Vertical Blind

- Very common use for areas such as sliding glass doors
- Available in various colors
- Available in both PVC and Cloth options
- Manufactured with matching valance if requested
- Allows for various light control
 - Blind slats can be tilted to allow light in without opening the blind
 - Blind can also be pulled side to side
- Standard cord controls but can be quoted with a one touch wand upon request.

Mini Blind

- Very common hard window treatment
- Available in various colors
- Manufactured with matching valance as standard
- Allows for various light control
 - Blind slats can be tilted to allow light in without raising the blind
 - Blind can also be pulled up and down



Custom Decorative Drapery Styles



Top Pocket Drapery

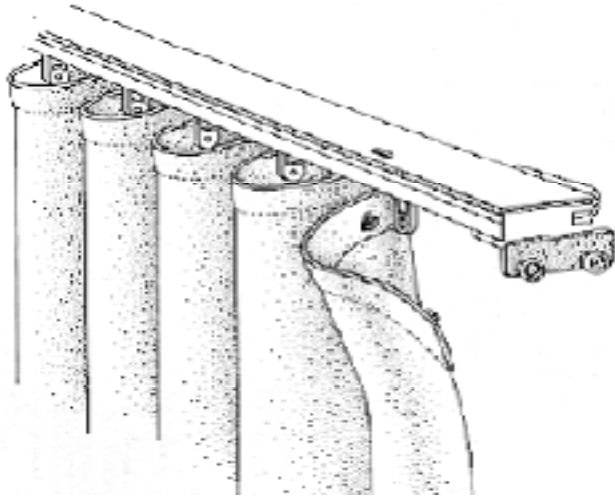
- Mounted on drapery rod – the rod slips through a pocket created in the top hem.
- Typically a stationary drapery
 - If you need to open the drapery you can do so by use of tie backs. (These would have to be purchased separately)
- Can be made as one panel or a pair.
- Can be made with a lining (polyester, black out, thermal)
- Can be made with a stand up header: the small ruffle of additional fabric above where the rod fits through.
- (This drapery is shown as a pair, with tiebacks and a 1" stand up header)

Pinch Pleated Drapery

- Mounted on traverse rod – the hooks on the back of the drapery slide into the carriers on the traverse rod.
- Mobile drapery
 - You can order the drapery to open with the following:
 - Baton Draw
 - Baton can be attached with a grommet through the drapery
 - Baton can be attached with a harness clip
 - Cord Draw
- Can be made as a one-way draw or two-way draw
 - If one-way draw, specify right or left stack
- Can be made with a lining (polyester, black out, thermal)
- (This drapery is shown as a two-way draw)



Custom Decorative Snap Window Treatments

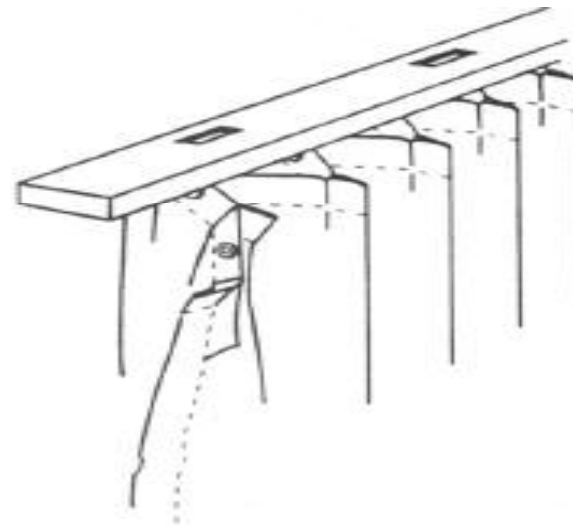


Ripplefold Drapery


- Mounted on architectural rod – it snaps into the snap pendants on the rod
- Not Psych approved – there are still cords to hold the snap pendants in place within the rod
- Mobile Drapery
 - Hand Drawn
 - Baton Drawn
- Can be made as a one-way draw or two-way draw
 - If one-way draw, specify right or left stack
- Can be made with a lining (polyester, black out, thermal)

Accordiafold Drapery

- Mounted on architectural rod – it snaps into the snap pendants on the rod
- Mobile Drapery
 - Hand Drawn
 - Baton Drawn
- Can be made as a one-way draw or two-way draw
 - If one-way draw, specify right or left stack
- Can be made with a lining (polyester, black out, thermal)



Custom Decorative Top Treatments

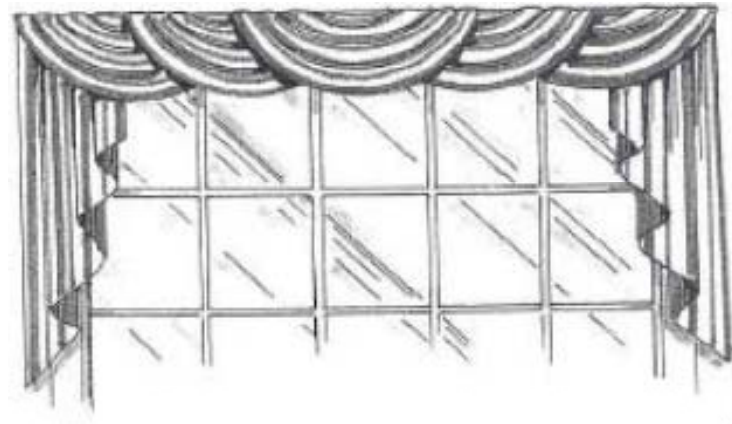


Tapered Gathered Valance

- Mounted on drapery rod – the rod slips through a pocket created in the top hem.
- Can be made with a stand up header: the small ruffle of additional fabric above where the rod fits through.
- When ordered customer will have to provide the long point and short point heights
- (This drapery is shown with a 1" stand up header)

Swag with Cascades Valance

- Top of treatment = swags
- Side of treatment = cascades
- Mounted on board
 - Attached to the board with staples
 - Can be attached to board with velcro upon request.
- The width of each window will determine the number of swags to be applied.
- Swags are typically quoted with polyester lining
- Cascades are typically quoted as self lined
- The treatment is attached with L-Brackets
- The height of cascades
 - Typical quote is 1/3 of the window height.
 - For a more dramatic look, it can be 2/3 of the window height.



Custom Decorative Top Treatments


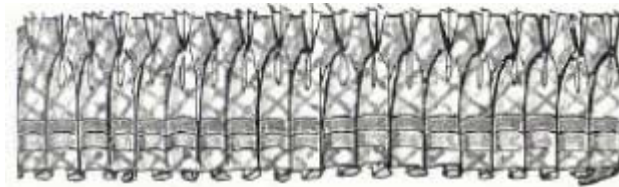


Top Pocket Valance

- Mounted on drapery rod – the rod slips through a pocket created in the top hem.
- Can be made with a polyester lining
- Can be made with a stand up header: the small ruffle of additional fabric above where the rod fits through.
- (This drapery is shown with a 1" stand up header)

Pinch Pleated Valance

- Mounted on drapery rod – the hooks on the back of the drapery fit over a continental rod
- Can be made with a polyester lining



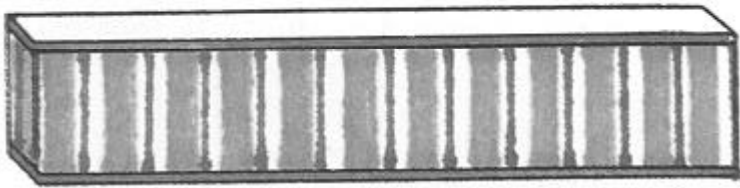
Inverted Box Pleated Valance

- Mounted on board – typically this is attached to the board with velcro but it can be stapled to the board upon request.
- The treatment is attached with L-Brackets
- Typically is quoted with polylining

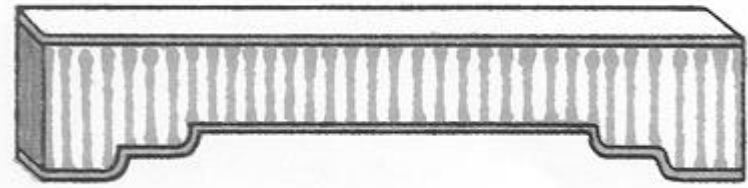
Custom Decorative Top Treatments

Cornice

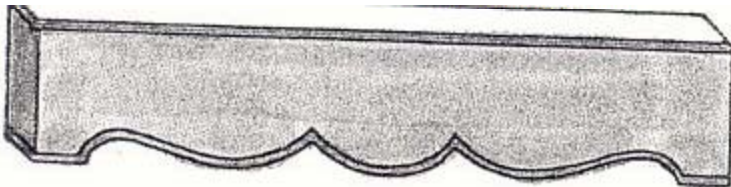
- A shallow box-like structure covered in fabric mounted above window for decoration.
- Typically outside mounted, but can be made inside mount
- L-brackets are used to mount this type of treatment



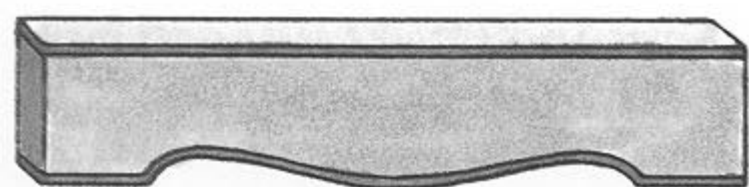
Straight Cornice



Step Cornice



Scalloped Cornice



Curved Cornice