



**From resident room to family room to dining room,  
Interiors by Medline brings you closer to home.**



# Evaluating Your Capital Equipment Needs

\_\_\_\_\_ Total number of beds at the facility

\_\_\_\_\_ Current census

**1. Do you have a capital equipment budget?**

- Yes  No

**2. How do you prioritize the items on your capital equipment list?**

- Improve overall appearance  
 Improve safety  
 Both

**3. What style of bed is best for your residents?**

- Hi-low full-electric beds (Alterra 1232 bed)  
 Extra-wide full-electric hi-low beds (Alterra 1233 bed)  
 Great value full-electric beds (Alterra 1100 bed)  
 Manual style (Medline Manual 1000)  
 Bariatric full-electric (Medline Bariatric)

**4. Do you use wheelchair scales?**

- Yes  No

If yes, how many wheelchair scales do you have? \_\_\_\_\_

**5. Does the resident room furniture show signs of wear and tear?**

- Yes  No

**6. Do you use recliners (geri chairs) for added resident comfort?**

- Yes  No

**7. Do you have overbed tables in every resident room?**

- Yes  No

**8. How often do you wash cubicle curtains and bedspreads?**

- Monthly  Quarterly  Yearly

**9. Do your PVC shower chairs need frequent repairs?**

- Yes  No

**10. Do you plan to purchase any of the following equipment?**

- Beds  Case goods  
 Scales  Recliners/Geri chairs  
 PVC products  Cubicle curtains and Drapes  
 Furniture  Overbed tables

**11. Do you have dedicated rooms and equipment for bariatric residents?**

- Yes  No



# Long Term Care Bed



## **Standard Alterra 1232 Bed Package**

Alterra 1232 Hi-Low Bed with Head Section Rails, Head/Foot Boards in Quartered Oak Finish with Hardware  
FCE1232QO

## **Build Your Own Alterra 1232 Bed Package**

Alterra 1232 Hi-Low Bed  
FCE1232B

Select Either:

Head/Foot Boards in Solar Oak Finish with Mounting Hardware FCE1232RHFQO



Or:

Mounting Hardware FCE1232HDW  
Custom Finish Head/Foot Boards FCET01RHF

Choose Any Head Section Assist Rail

Standard Head Section Rail – 29" Long FCE1232RSR

Soft Touch Rails – 21" Long FCE1232RSRN

# Rockers and Recliners

**Medline carries a complete line of recliners and rockers to choose from. Call us if you need more information.**

## **Rockers**

MDRJRDNG1 Jordon Rocking Chair  
MDRBIG6G1 Big Easy Stable Base Rocker



MDRJRDNG1



MDRBIG6G1

## **Recliners**

FURN200BLT Basic Recliner  
FURN10100BLT\* Comfort EZ Recliner



FURN200BLT



FURN10100BLT  
\* Cal 133 standard

# Case Goods

**Providing your facility with the highest quality interior solutions.**

Bedside Cabinet/3 Drawer/Top Locking Drawer:  
22"W x 19"D x 30"H  
MDR21CFR / CAT / CAP

Bedside Cabinet/Door & Drawer/Top Locking Drawer:  
22"W x 19"D x 30"H  
MDR22CFR / CAT / CAP

4 Drawer Chest: 30"W x 20"D x 36"H  
MDR23CFR / CAT / CAP

Single Door Wardrobe: 30"W x 26"D x 76"H  
MDR242CFR / CAT / CAP

Double Door Wardrobe: 41"W x 26"D x 76"H  
MDR244CFR / CAT / CAP

*More sizes and styles are available – just call us... Delivery in 8-10 weeks.*

**3 great Case Good selections all offered at the same price.**

CFR (CrossFire) / CAT (Catalina) / CAP (CapeCod)



**CrossFire**



**Catalina**



**CapeCod**



**SouthGate**

| ITEM NO.  | DESCRIPTION/DIMENSIONS: W X D X H: INCH (CM) |
|-----------|--|
| MDR21SG*  | Bedside Cabinet, 3 drawer                    |
| MDR22SG*  | Bedside Cabinet, 1 door/1 drawer             |
| MDR23SG*  | Chest  |
| MDR236SG* | Dresser, double, 6 drawers                   |
| MDR237SG* | Dresser, 3 drawer / 2 door                   |
| MDR242SG* | Wardrobe, 1 Door 2 drawers                   |
| MDR244SG* | Wardrobe, 2 Door, 2 drawer                   |

\* When ordering specify finish and hardware selection. (Contact your Medline sales representative or go to [www.medline.com/interiors](http://www.medline.com/interiors) for further details.)

Colors represented here are only as accurate as photography and printing allows. Please contact your representative for actual material samples.



**NorthGate**

**Quick Ship Item**  
Select items in stock for immediate delivery

| ITEM NO.  | DESCRIPTION/DIMENSIONS: W X D X H: INCH (CM) |
|-----------|--|
| MDR21NG*  | Bedside Cabinet, 3 drawer                    |
| MDR22NG*  | Bedside Cabinet, 1 door/1 drawer             |
| MDR23NG*  | Chest  |
| MDR236NG* | Dresser, double, 6 drawers                   |
| MDR237NG* | Dresser, 3 drawer / 2 door                   |
| MDR242NG* | Wardrobe, 1 door 2 drawers                   |
| MDR244NG* | Wardrobe, 2 door, 2 drawer                   |

\* When ordering specify finish and hardware selection. (Contact your Medline sales representative or go to [www.medline.com/interiors](http://www.medline.com/interiors) for further details.)

Colors represented here are only as accurate as photography and printing allows. Please contact your representative for actual material samples.

# Scales

*Providing your facility with the needed tools for supporting the long-term care patient.*

Ask about

**FREE FREIGHT**

for orders over \$8,000.00

- CNS1600KL Wheelchair Scale  
700 lb. weight capacity
- MDR440FD Mechanical Floor Scale  
440 lb. weight capacity
- MDR500HR Digital Handrail Scale  
500 lb. weight capacity



CNS1600KL



MDR440FD



MDR500HR

# PVC



PVCMT3253C  
(Shown in Woodtone)



PVCMT223



PVCMT214S shown with foot pedal upgrade; order separately (Shown in Woodtone)

## Linen Carts

- PVCM3323C 3 Shelf Cart, Medium  
42"L x 20"W x 51.25"H
- PVCM3253C 3 Shelf Cart, Small  
33"L x 20"W x 51.25"H

### Designer Fabric

- PVCMDESIGNC Designer Fabric Upgrade for Carts

## Shower Chairs

- PVCM1183 Standard Shower Chair  
22"W x 18"D x 40"H
- PVCM1223 Wide Seat Shower Chair  
26"W x 18"D x 40"H
- PVCM1264NB Extra Wide Shower Chair  
30"W x 18"D x 40"H

## Hampers

- PVCM214S Small Single Hamper, 28 gal. cap.  
23.75"L x 18.75"W x 38.5"H
- PVCM218S Large Single Hamper, 42 gal. cap.  
26.5"L x 22.5"W x 38.5"H

### Upgrades for Hampers

- PVCMFP Foot Pedal for Hamper; hands-free operation for opening/closing hamper lid

### Leak Proof Bag

- PVCM214LP Leak Proof Bag, 22 gal. cap
- PVCM218LP Leak Proof Bag, 35 gal. cap.

**All PVC Carts, Chairs, and Hampers available in Woodtone color.**

# Privacy Curtains




## OTRT Panels

With Side Snaps Include 20" Top Mesh

Solid Colors



OTQMS69X92BGE



OTQMS69X92SAG



OTQMS69X92BLU



OTQMS69X92ROS

Leaf and Vine



OTQMS69X92LEA




OTQMS69X92VIN

# Cornice

*A shallow box-like structure covered in fabric, mounted above window for decoration. These cornices have an extruded polymer frame which is strong, but light-weight for easy installation.*

Style and Size Groups (Cornice Inside Width)



### Clear Skies

|         |            |
|---------|------------|
| SK38T48 | 38" – 48"W |
| SK49T60 | 49" – 60"W |
| SK61T72 | 61" – 72"W |
| SK73T84 | 73" – 84"W |
| SK85T96 | 85" – 96"W |



### Hillside Retreat

|         |            |
|---------|------------|
| HR38T48 | 38" – 48"W |
| HR49T60 | 49" – 60"W |
| HR61T72 | 61" – 72"W |
| HR73T84 | 73" – 84"W |
| HR85T96 | 85" – 96"W |



### Summer Rain

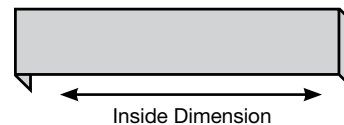
|         |            |
|---------|------------|
| SR38T48 | 38" – 48"W |
| SR49T60 | 49" – 60"W |
| SR61T72 | 61" – 72"W |
| SR73T84 | 73" – 84"W |
| SR85T96 | 85" – 96"W |



### Mossy Dreams

|         |            |
|---------|------------|
| MD38T48 | 38" – 48"W |
| MD49T60 | 49" – 60"W |
| MD61T72 | 61" – 72"W |
| MD73T84 | 73" – 84"W |
| MD85T96 | 85" – 96"W |

**To Order:** Locate size group and corresponding item number for the cornice style of your choice. When placing an order, specify exact inside dimension (in inches) cornice should be. All cornices are 12" in height with a 3" return. **Orders of 9 or less ship in 7 business days!**



## Medline Industries, Inc.

One Medline Place  
Mundelein, IL 60060

Medline United States  
1-800-MEDLINE (633-5463)

www.medline.com | info@medline.com

Medline Canada  
1-800-396-6996

www.medline.ca | canada@medline.com

Medline México  
01-800-831-0898

www.medlinemexico.com | mexico@medline.com